

Hosta la Vista

Nov. '07

Until we meet again



PRESIDENT'S MESSAGE

The Friendship Plant



As the year draws towards its close, as our plants begin their well-deserved dormancy and as we happily nestle into hibernation, we can look back on the last twelve months with a degree of satisfaction. Our club is financially healthy, has attracted new members and has enjoyed the company of lovely, friendly people. No wonder they call the hosta 'The Friendship Plant'.

The year began with our February meeting and that wonderful talk from Ran Lydell about little-used shade perennials. I am sure that many members spent the spring trying to add some of those little gems to their own gardens.

At our meeting in March we heard a pretty good talk about mini hostas and the various ways that they can be planted for good effect. The talk also highlighted some of the best companion plants for the small hostas and again, I hope that some of our members tried to obtain those that appealed to them.

During the early part of the season the club took hostas to four Farmers' Markets. Whilst one of the reasons for doing this was to raise money, we also want to put both our Society and our favorite plants in the public eye.

Farmers' markets are an excellent way of killing two birds with one stone.

Carolyn Schaffner also put the Western New York Hosta Society in the public eye by arranging a small but excellent display of hostas in containers at the Erie County fair in August.

There was a really good turn out for our annual picnic at Ran and Katy Lydell's. They put on a wonderful show for us and we enjoyed exploring all their new plantings around the lake. Ran has projects to keep him going until he's 110. The auction went well and so did the series of mini talks, with desserts for accompaniment, that we set-up around the gardens.

The summer plant sale that we share with the folks from BADS was a great success. We had quite a good variety of plants on offer and we sold a good number. Next year we are going to buy in some good yellows and blues to compliment all those wonderful plants that Oscar Cross of Hilltop Farm has sent us.

Our annual venture with the members of the Pittsburgh club, The Fall Hosta Forum, went well and we had the best attendance ever, both to the Friday night supper where Ran was the main attraction and to the Saturday main event. Folks complained a little about the dim lighting and

the tight space but we have solved that, for the next two years at least, by renting the big upper rooms.

Sadly the Fall Garden Faire in East Aurora was not as good as previously. There were only half the number of vendors and less than half the number of visitors. We wonder if that was the last of the Fall Garden Faire in its present form.

Once again we combined with our friends from BADS and held our Presidents' Pot Luck Picnic. The weather was wonderful and we all enjoyed a simple social occasion with no auctions, no raffles and no business. Just nice friendly people relaxing together.

Because it's the people in our Society that really matter. Everyone plays a part from those busy souls that keep the plants in the hoop house fed and watered, help at our plant sales, attend all our meetings and functions and write articles in the newsletters to those who just enjoy growing hostas, read our newsletters and learn a little more without ever attending our functions and meetings. It is for those folks that we volunteer and work. It is for them that we write these newsletters. To keep them in touch and to hopefully stir their interest just enough for them to come and join us; to come to a meeting

(Continued on page 2)

(Continued from page 1)

and see just what lovely friendly people we are and to understand why they call it the 'Friendship Plant'.

Maybe our final meeting of the year, the November Members' meeting, is exactly what our entire membership has been waiting for. We certainly have a terrific afternoon lined up on Sunday 18th November at the East Aurora Senior Center. The main attraction will be hybridizer Doug Beilstein from Ohio who is going to tell us, among other things, how to choose that seedling that one day will be just as popular as H. 'Sum and Substance'. There will be free hosta seeds for all to get everyone started along the exciting path of growing your own. We will also be holding an informal photo competition where we hope that members will bring pictures that they took in gardens and on their trips this summer. There will be prizes, there will be a Fall Clean-up sales table, there will be refreshments, there will be fun, laughter and good friendship worthy of The Friendship Plant. See you there. *Mike*



THE PHOTO COMPETITION

The Fall meeting will include a light-hearted and entertaining 'Photo Contest'.

We are asking members to bring along some of the pictures that they have taken during the summer. There will be many categories and many prizes. We will find a place for any picture but what we really want are the photographs you took in your own garden, in a garden you visited as a result of our Open Gardens Booklet or that you simply took on one of your summer trips.

They can be of landscapes, of individual trees, shrubs and plants. They can be of clever plantings, beautiful flowers or eye-catching scenes. They can be of people or animals as well as plants.

We can accept your pictures as prints from film, prints from digital pictures and slides. We can also accept discs with digital pictures on them although these are going to be a little more difficult to organize.

There is no need to number or name pictures. You will know which are yours. You will be able to claim your prize. You will get them back at the end.



FALL CLEAN UP

A few thoughts by Ran Lydell

The time is now (of course) to plan how to have your garden look it's best next spring.

- *Get necessary pruning done now on non-flowering woody plants.
- *Flowering shrubs & trees can be pruned now but there will be bloom loss.
- *It is a good time to fertilize your lawn. Use a high Phosphorus feed. Be very sure not to get a lot of plant "food" on your evergreens. It can cause unwanted late season growth.
- *If you have ornamental grasses, you can help with later clean up, by tying a cord around the clump at around 24" from the ground.
- *While you can still see the problems. Clean up or cut off diseased foliage on any garden plants. This of course, includes Roses and Hostas. If you have a Japanese maple that has "die back" is good to remove it's foliage as well.

Be sure to dispose of the questioned foliage in a garbage location, not in your mulch pile.

- *Of course you need to complete any fall planting soon.
- *Leaf removal is a question. I try to get the heavy accumulations off grass and planting areas, but to not cut or remove non diseased hosta foliage. I leave things as they would sequence in nature.
- *On plants that are a bit tender, or that have been recently planted, I add heavy mulch. REMEMBER ~ this must be pulled away from the plant base in spring.
- *Check your plant labels. Make sure they are not fading. A faded label now , will be unreadable by spring. Check to be sure they are firmly attached or firmly set in the ground.
- *Go inside and have a nice hot chocolate (or whatever!)




EON LABELS FOR SALE

Anyone interested in purchasing 20" tall EON markers, please contact Dolores at 693-0376. Cost is \$9.25 per buncle of 25. Based on demand, she will bring them to the meeting.

HOSTA PICNIC—a review

By Mary Lou Stephan and George Donsky

*Sunday morning, August 19,
2007. Route 5, Sheridan, New York*



The line of cars parked along the highway announced our approach to Eagle Bay Gardens. Should have arrived much earlier for one of the choice parking spots close to the gardens' entrance. The annual picnic/members meeting was scheduled to begin @ 11:00 am with pre-meeting browsing and shopping through the gardens a **must do** for most of us. *Feelings of urgency build. Must get into the gardens!* Who knows, as you are beginning your tour near the pond, drooling over some of the wonderful and unusual tree specimens someone else may be placing a sold sign on "your" plant over in the field grown Hosta area or perhaps that variegated shrub at the front of the display is the only one? Are they over in the new Alpine Garden getting the most rare spectacular alpines? Noooooooo! Hope there are some left. Those exotic conifers--should that be the first stop? Is there more than one of that one with the long soft striped needles? Hope so. Can't be every where at once. Where's the cart & driver? Was that a pinus densiflora? Where is the camera phone when I need it?

Fantastic to see so many lush healthy plants for sale. All of which grow and thrive in our climatic conditions. Always good to know what will most likely be a success here in our WNY gardens.

Overcast skies combined with a feeling of rain in the air prompted most of us to come prepared for less than ideal weather conditions. No worries, as a day in the garden among fellow enthusiasts is preferred over almost any other activity. Umbrellas, hoodies, crocs, and other rain resistant gear were our fashion statements of the day.

Our hosts Katie & Ran Lydell had prepared their picnic grove for our dining pleasure, comfort, and protection from the elements. Their "hostatality" is legendary. As well known as Ran's sense of humor. These annual picnics are a good time with more

members in attendance each year. Ran's new grill was smoking and full with sizzling hot dogs. Our grill master patiently cooked the "hots" to order even as a line of hungry hostaphiles snaked around and through the cozy grove full of picnic tables. Two tables groaning under the big variety of home made side dishes showed, once again, that our members are excellent cooks. Mostly empty dishes at the end of the meal told just how the delicious feast had been much enjoyed. The end of a meal signals time for a sweet treat and we were not disappointed. There was double goodness for our meeting.

Dessert was served at 4 seminar stations located around the grounds.

TROUGH MAKING with Carolyn Schaffner provided a recipe and an actual unique upright finished form to carry away. Creative use of traditional materials. Neat for display around the garden.

MULCH - George Donsky discussed this decorative and most necessary product. Since mulch is a verb as well, whether to, and how to mulch was an important part of the talk. This year's excessive heat and less than average rainfall showed mulch to be more necessary than decorative.

ROCK and DRY WALL BUILDING - Ran Lydell informed and entertained. These are not projects for the faint of heart. Much more than stacking up some flat rocks, location, material, height, and length are only some considerations for such an undertaking which can result in a lifetime addition to our garden.

RAISED BEDS were demystified by Mike Shadrack. Some of Mike's how-tos were of the "that is so easy--why didn't I think of it?". Boulders, 4x4's, re-bar...Mike speaks from practical experience as well as through general knowledge.

The different locations kept us moving while we enjoyed dessert and picked up tips from our

presenters. The 2-seater cart which provided easy transport around the grounds was fun. Scot Schaffner was our driver; over hill and over dale, through, and in one instance, into the rough, wheels slid into a gravelly wash out. Driver and passenger emerged unscathed.

Next, back to the picnic area, where overhead, tarps had been secured to trees, protecting us from a light rain. Heartier souls who had found seats on the outskirts of the crowd kept dry under umbrellas. WNY Hosta Society members are resourceful and prepared.

Mike called the meeting to order, business was conducted and concluded. THEN on to one of the most waited for activities of the afternoon. **The auction!**

Everyone edges forward in order to view the offerings, hear the lighthearted banter between our two auctioneers, and to bid on their choices. The club relies upon the kindness of members and there was a substantial show of donations. From hot pepper plants bearing peppers, to H. 'Elegans', to some more unusual one-of-a-kind Hostas, spirited bidding ensued. Aided by volunteer runners and Dolores, our treasurer, trying to make order out of chaos, the auction is a success once again.

This annual event is always a special time. The people make it. Old friends, some have not been able to attend recent meetings. New friends are always a treat. Hosta talk, garden talk, the food, which is more wonderful with each passing year. Always there is mention of a cookbook, because the food is so varied and delicious. Walking in the gardens, seeing what's new all a good time. Our officers, hosts, presenters, and fellow members extend themselves to great lengths for our mutual enjoyment. Huge success. Thank you WNY Hosta Society! We're the best!!



PICKING a WINNER

Your hosta society is having a seedling contest!

Your Hosta Society will be having a seedling contest in the spring. To start you on your way each member will be given some of the best hosta seed you can get absolutely free. This is the time to really get in there and try your hand at planting hosta seed.

Plan now to participate

When your seeds germinate you will be growing quite a few plants and, as they grow, you will need to decide which to enter in the contest. How do you decide?

On a young plant you wont be able to see what the bloom looks like or how large the mature plant might be. So, what can you look for that will make your seedling "The Winner"?

Many of the seeds offered to you will be from variegated, streaked plants and should give rise to some variegated seedlings. Variegation alone, though, wont make yours "the one". In fact, the winner might well be a solid color. Leaf shape, general form, vigor and of course substance will be factors in what can make a winner. With the current interest in small hostas, little ones that look good are something to watch for.

As your seedlings come up cull the weak ones. There are frequently some that come up white. They will not survive. A real prize winner might be :-

- A seedling that has diamond shaped or round leaves.
- A soft yellow with red petioles.
- A blue with red or purple petioles.
- A strongly upright form in any color.
- Any plant that makes a lot of new leaves (compared with the rest)
- Any plant that has wide variegation (center or margin) and still grows well.
- You could get a giant all green plant. That might just be the one!
- Heavy substance foliage is something to watch for.

This will be fun and a learning experience as well.

Don't just leave this to others ~
Get in the spirit and PARTICIPATE !



The next meeting
of the WNY Hosta Society is the

FALL MEETING

with a program by

DOUG BEILSTEIN

Hybridizer of repute.

Leading member of the
Fraternal Order of Seedy Fellows

Executive Vice President of the
American Hosta Society

'After the Seeds'

A talk that will take us from planting the
hosta seed, to growing them on,
feeding and caring for the seedlings,
culling the poor ones, selecting the
best and potting them on.

Sunday, November 18th - 1:30-4:00
East Aurora Senior Center

(Route 400 to Maple exit – right. Maple to the end
left onto Main, then second right – S. Grove –
past the Roycroft to the stop sign, then left on
Oakwood. The senior center is on the right next to the
Fire hall. - Park behind - not on the plaza.)

Plus our "B Movie"

A light-hearted Photo Contest.
Please bring the best of the pictures
that you have taken this summer
in gardens and on your trips.

Prints, slides, digitals.

Dozens of categories – loads of prizes.

Plus

A short business meeting
and an introduction to the
2008 Calendar of events.

Be there or be square.



BIG FALL CLEAN-UP MARKET

Barbara Evans & Carolyn Schaffner

At this time of year, as we wind down from the real gardening
chores, we are at last getting organized, or we realize that the
perfect implement purchase wasn't quite as useful as first
thought, or we bought two of the same item. WNYHS folks
have an opportunity to sell "stuff" to good homes.

OFFER ITEMS FOR SALE
AT THE NOVEMBER 18 MEETING!

Basic rules:

- NO plants since such offerings would take away from other
fund raising
- YES, bring books, tools, or supplies
- items should be new or "gently" used and in spotless
condition
- for oversized items, bring a photo

At the meeting:

- place your item(s) on the table that has a sign saying "For
Sale"
- big items would not have to be lugged to meeting, so attach a
photo, or just include a short description with phone number.
Then folks can take care of sales on their own.
- as the **seller**, get and fill out an "Auction Sheet" with your
name and price desired (or B.O.). Place this sheet on the item
prominently.
- as a **buyer** put your name on the sheet with price offered.
Another person could put a higher offer on item!!

After the meeting:

- folks will meet at the table to finalize the sales or take the
item back.
- use the honor system, there's no monitor. If a problem arises,
the activity ends.
- items not picked up after the meeting will be disposed of or
claimed as a donation by WNYHS.

A THANK YOU

TO ALL THE MEMBERS WHO WORKED AT THE PUBLIC
SALE... THE CASHIERS, THE BAGGERS, THE
CALCULATORS AND MONEY CHANGERS... THE
SCHMOOZERS AND THE GENERAL HELPERS. WE COULD
NOT DO IT WITHOUT YOU! KUDOS



PRELIMINARY 2008 Calendar

We've spent some time looking at the calendar already... all these dates are subject to change, but we thought you'd like a peek....

February 10th – **Winter Meeting**

Topic To Be Announced

March 15th – **Hosta College**, Piqua, Ohio—*Annual weekend educational conference & plant sale*

April 13– **Spring Meeting**

Topic To Be Announced

June 12-15– **American Hosta Society Convention** – St. Louis, MO

June 28th—**First Look**

August 17 - **Picnic Meeting**, Dunkirk, N


August 23 – **Annual Sale** with Daylily Society—Harvey D. Morin VFW – Center Rd., W. Seneca

September 6 - **Presidents' Potluck** - Boston, NY

September 20 – **Fall Hosta Forum**, Cambridge Springs, PA – 4 speakers, wonderful venue

November 16– **Fall Meeting**

Topic To Be Announced



GO BILLS!

After much debate and an exchange of e-mails between Marv Levy and NBC, it has been agreed that the Bills game against New England on Sunday, November 18th will be put back until 8:15 pm so that it does not clash with the WNYHS Fall Meeting and the visit of Doug Beilstein!

CURRENT

WNYHS Board of Directors

President:	Mike Shadrack
Vice-President	Ran Lydell
Co-Secretary	John & Mary Walczak
Treasurer	Dolores Galbo

DIRECTORS

Kathy Shadrack	Kevin Plumley
Ann Harlach	Wayne Harlach
Marcia Sully	Carolyn Schaffner

NOMINEES FOR 2008

President	Mike Shadrack
Vice President	Ran Lydell
Secretary	Marcia Sully
Treasurer	Dolores Galbo

DIRECTORS

Ann Harlach	Kathy Shadrack
Wayne Harlach	Carolyn Schaffner
Kevin Plumley	John Walczak
Anita Sheehan (new)	

One additional director seat open. Board meets monthly year-round, rotating through members' homes. E-mail correspondence between.



Hosta College – A Unique Gardening Opportunity

By Ran Lydell and Carolyn Schaffner

A note about the Great Lakes Region (the region that our local club belongs to, ed.) – we're approximately 1900 members among 12 societies in the states of Indiana, Kentucky, Michigan, New York, Ohio and Pennsylvania. The Board of Directors is comprised of one representative for each 100, or portion of 100 members of each society. Board Members are committed to jobs at Hosta College, which are backed up by members of that individual's own local society.

The WNY Hosta Society is represented at Great Lakes Region Hosta Society by Ran Lydell, (Chair of Vending at Hosta College) and Carolyn Schaffner (Director of Hosta College on the day of the event, and Regional Director). Each Representative has specific duties to prepare for and to execute at Hosta College. Besides designing, assigning, refining and reassigning jobs at Hosta College, Reps have some other responsibilities during the year.

The Great Lakes Region Board Meeting, held in late September, '07 in Pittsburgh, Pa., was highlighted by a visit to the Phipps Conservatory where Len Lehman led us on a very exciting and exhilarating tour of the Chihuly at Phipps: Gardens & Glass Exhibit. The booklet told us that the exhibit is part of Pittsburgh Celebrates Glass! And it says right here that this year-long celebration was created to honor the significant role that glass and glass art play in the vibrancy of the Pittsburgh region.

Blown-glass artist Chihuly pioneered the practice of moving the solitary artist from a studio environment into the notion of collaborative teams and a division of labor within the creative process, using teams in the development of complex, multipart sculptures of dramatic beauty ... moving blown glass out of the confines of the small, precious object and into the realm of large-scale contemporary glass sculpture.

The conservatory is filled with a collection of beautiful and rare plants from selected tropical regions around the world. Put it on your "must visit" list.

During the GLR Business Meeting, the Board discussed obtaining region-wide insurance coverage from which member societies could obtain a certificate of liability insurance, which is often required by venues used for Hosta Shows, and sales.

The main business of GLR is Hosta College, which is on March 14-15, 2008. Registration is online only, at <http://ihostohio.org/Portal/glhc> beginning in early February for society members of December 31, 2007. Cost is \$45.00, plus a class fee, if any, and the cost of the Banquet.

Hosta College owes its success to teachers who have volunteered their time and expertise. Classes are offered that relate to a wide variety of gardening topics with the focus on Hosta culture.

GLRHS is searching for volunteer teachers who would be willing to conduct one or two class sessions. For teachers,

the day includes lunch, vending, classes, and bookstore and culminates in the Saturday evening banquet and speaker. GLRHS extends an invitation to YOU to participate in Hosta College and share your knowledge and experiences as a teacher – contact Chuck Olescyski at cvoaeo@zbzoom.net, or Ran, at ranbl@fairpoint.net, or Carolyn, at drsnooks@buffnet.net or 837-2285.

Hosta College gets ready on Friday night, which offers WNYHS members another chance to volunteer - to help set up classrooms, or to help Ran with Vending, earning a box lunch. There are other feature activities on Friday night – hospitality at the College, an auction, raffles, opportunities to buy plant garden items and books, and in some years, an Author's Corner. WNYHS hosts a special Hostality at the Comfort Inn, to which all GLR societies contribute and to which Hosta College students are invited.

By the end of classes on Saturday, students will find out if they've won a Door Prize, also donated by societies and by individuals. Beginning in 2008, students at Hosta College will receive a souvenir Hosta plant. A special program in the Auditorium is offered between the end of classes and the beginning of the Banquet, which will have its own guest speaker. Attending is a great way to launch into the spring gardening season. You may come home with a new book from the book store, a new plant from the vending and no doubt some new friends and plenty of gardening ideas.

HELPERS NEEDED

Do you have some time to help tend daylilies and hosta at the hoop house??? (Hoop house is located on Merlau Rd in South Wales.)

We are trying something different in 2008. If you are interested in helping, sign up at a meeting or call me (Dolores 693-0376) and your name will be added to the 'Master List'.

There will be no dates scheduled weeks ahead of time. Work days will depend on the time of year, what needs to be done and of course *the weather*.



Calls will be made a few days in advance. If you are available to work – great - we will see you there. If you are not available on that date then you will be called for another time. You will not be forgotten.

Dress - garden work clothes (if repotting, could be messy); garden shoes/clogs (grass could be wet); gloves; and your energy

We always have fun in the good country air! AND you go home with bux.

MEMBER DONATIONS TO THE SOCIETY

The 2007 growing season just ended, but our Society is asking ALL MEMBERS to think about Spring 2008. Do you have hosta that need to be divided? - large, medium, small, mini, blues, gold, variegated, named, unnamed????

ALL donations gratefully accepted.

Your surplus hosta would give us a wonderful stock base for sales. The more donations received, the more variety we can offer the public and our members.

Look at your plants as soon as they emerge in the spring, so you can dig before the leaves unfurl. We would like to receive your hosta donations as soon as possible, but no later than JUNE 1st.

When you dig, wrap your division (or clump) in wet newspaper (with name - if available), put all your donations in a plastic grocery bag and bring them to one of the drop-off locations. (Locations to be announced)

The Society will pot them and add name tags.

Thank you *Dolores*

Seed, Seed, Seed.

Planting hosta seeds and growing on your own new hosta plants is just one of the very satisfying aspects of hosta growing.

Everyone who attends the Fall members' meeting will be given a **free pack of top quality hosta seeds**. They will be a mixture of seed from large and small hostas, streaky moms and species plants. They should produce an excellent crop of interesting seedlings.

Our speaker, Doug Beilstein from Ohio, will be telling us what to do with them and how to care for the resulting seedlings, cull them and pot them on.

Our own Ran Lydell has elsewhere in this newsletter given advice about what to look for in a young seedling.

Next year you will have an opportunity to bring back to a club meeting your best seedlings for a seedling competition.

But you won't be able to take part unless you go home from the meeting and plant your free seeds instead of leaving them in the glove box of your car.

The Hosta 'Undulata' Story

By W. George Schmid


In a recent HostaPix dialogue a question was raised regarding the hosta cultivar 'Undulata Variegata'. W. George Schmid again came to the rescue with the following response:

"The correct name for these plants is just plain *H.* 'Undulata'. The name you used is still in widespread use, though. Mass marketers learn very slowly. *H.* 'Undulata' is unstable in the long run (years). It starts out as a mostly center-white hosta and slowly turns into a half-center white. Then it progresses to just having a white stripe and is called *H.* 'Undulata Univittata', which finally turns all green and is called *H.* 'Undulata Erromena'. In the 1950's my mother planted many *H.* 'Undulata' plants in her Detroit garden. Just before she passed away at age 89 (in 1992), I visited her place for the last time and all of her plants were all green. It took about 40 years for the plants to turn from mostly white to all green. To identify this highly variable plant: If it is 50% or more white (by area) it is considered *H.* 'Undulata'. If it is less than 50% white it is called *H.* 'Undulata Univittata' (meaning with a stripe [of white]). I know that there are borderline cases but they solve themselves sooner or later by reducing their white to just a center stripe in short order. You can see the instability in the fact that no leaf is like the other, and some leaves are clearly *H.* 'Undulata' while others on the same plant are *H.* 'Undulata Univittata'. I have even seen all three types of leaves on the same plant. Hope this helps and this is one that requires changing of labels as time goes on. If you would like more information, refer to page 114-115 of my book ("The Genus Hosta"), where the whole history of this plant is given with all the applicable synonyms. If you can not figure it out and are puzzled, think of von Siebold who had the same problem in 1861. He had a plant with the leaves striated in white (one of the transitional stages) and gave it the name *Funkia argenteostriata*. I guess he was confused too."



OVER WINTERING HOSTAS IN NURSERY POTS

Mary Bardens



It happens to all of us. At some point in our gardening life, we don't get all of our plants planted. Fall comes, big end of season sales, life happens, then winter shows up and we still have plants sitting in black nursery pots. Not only are you looking at money spent, but you really wanted those hostas. And now you need them off of the sidewalk so you don't hit them with the snow blower.

Hostas can be over wintered in those pots in a few different ways. As temperatures drop, the plant will start to go dormant. The leaves will yellow and die back. Cut off the leaves and discard; don't compost. Be sure to sterilize your tools between plants in a 10% bleach solution to avoid spreading anything contagious. Allow the plants to continue getting the same moisture as the in-ground plants. Don't let them dry out prior to storage as they will need some moisture to get them through the winter. Check the pot bottoms for slugs and their little white pearl slug eggs so they don't over winter with the hosta.

Plants in gallon pots will survive better than in smaller pots due to the increased insulation of the soil around the roots. Soils that are too heavy with clay or peat will hold too much moisture and can cause root rot.

TIP 'EM

If you are over wintering the pots outside and you don't have a cold frame, one way is to dig a shallow trench before the ground freezes. After the hostas are dormant, place them in the trench at an angle to keep water from pooling on the surface. They can also be leaned against something like a landscape timber. You will want to keep the pots from thawing and freezing, so a cover of pine branches can be used. Or, a white insulating blanket designed just for this purpose can be placed over the pots and secured. Black plastic would cause too much heat and thawing could occur.

BURY 'EM

Dig a hole to bury at least 3/4 of the pot in the ground. Again, a white insulating blanket over the pots and a piece of plywood weighted down over that to keep out extra moisture and critters.

STASH 'EM IN AN UNHEATED BUILDING

An unheated garage, shed or barn works very well for winter hosta storage. In this environment they can be put on shelves or on the floor. Place the pots in the coldest part of the building, such as the north side, to reduce the chance of premature thawing. A little

mouse bait would be a good idea if the area is not critter proof or patrolled by a cat. About mid winter, or if the pots appear very dry, you will need to add some moisture, but not too much. This can be done by placing a few ice cubes in each pot, or a snowball if available. The normal winter temperature fluctuations should cause the ice or snow to melt slowly enough to add some moisture without drowning the roots.

SPRING THAW

Now things will get interesting. You will have to be aware of the spring temperatures. If it gets too warm where the plants are being stored, they will prematurely sprout. Then you will end up with pale, gangly leaves that will be too tender for outside fluctuating temperatures. Ideally, you should move the pots back outside, or uncover if already outside, prior to their spring thaw so that they wake up slowly and naturally. You should be able to cover up the pots if it rains and then freezing temperatures occur. You don't want ice pooling in the top of the pot.

Be aware that not all hostas emerge at the same time. Just as in your garden, some will lag behind. Give the plants a chance, have a little faith, and make yourself the same solemn promise you did last year: **"This year I will get everything in the ground by Labor Day"**. Good Luck!

JOINING THE AMERICAN HOSTA SOCIETY

Why join the AHS? The question was put to Mike Shadrack who says:

- Well there are three Journals a year. Anyone who has opened a Hosta Journal can see the quality,
- There is an annual newsletter.
- There is news about various regional events around the country.
- There is a website at Hosta.org.com that will very soon have a private members area
- There are on-line auctions.
- There are many ways to meet some really nice people.

You Join for the Plants - You stay for the People

Dues are going up in January, so if you're really smooth, you'll join NOW (3 years is the best deal). We will have applications and encouragement (and free sample Journals) at the meeting.

WESTERN NEW YORK HOSTA SOCIETY

Mike Shadrack, President
8399 Zimmerman Road
Hamburg, NY 14075-7143

h8staman@aol.com

We're on the web
Www. Wnyhostasociety.com

Next meeting: Anniversary Meeting!
11/18/07 – East Aurora Senior Center
Elections

MINI HOSTA FORUM

by Warren Pollock

[http://groups.yahoo.com/
group/minihosta/](http://groups.yahoo.com/group/minihosta/)

Help from all hosta gardeners is needed. Your input is solicited. Please participate.

Background:

The AHS Classification and Nomenclature Committee has responsibility for determining which hostas are minis. Dimensions given in the official registrations were used: leaf blade area (leaf length multiplied by leaf width) and plant (clump) height. Kevin P. Walek, International Hosta Registrar, has this information online:

hostaregistrar.org.

Sometimes dimensions in the official registrations are not representative of a mature clump: they are too small. Accordingly, some hostas considered to be minis based on registration information do not meet the AHS Mini Hosta Criteria when mature plants.

This forum will develop two lists, with the intent of keeping them up to date. One will comprise registered and species minis satisfying the AHS requirements, and be used for the AHS Mini Hosta Popularity Poll, tabulated by Bob Olsen, The Hosta Journal editor, and published annually in the Journal. The other will comprise unregistered minis meeting the AHS requirements, and be used by the nursery trade and in designating mini hosta collections.

Mission:

- To assist in determining which hostas, based on growers experiences, meet The American Hosta Society criteria for a mini hosta.
- To maintain a listing of AHS Mini Hostas to be used for the annual AHS Mini Hosta Popularity Poll.

To provide a forum for exchange of information on growing mini hostas.

AHS Mini Hosta Criteria:

In 2005, The American Hosta Society adopted new, slightly larger requirements for a mature mini hosta:
Leaf blade area - less than about 3.5 square inches (22 square cm.)
Clump height - less than about 7.0 inches (18 cm.)
Clump width - no limit.

In addition, the hosta size designations tiny and dwarf were discontinued.

W. George Schmid, Chair,
AHS Classification and Nomenclature
Committee

