

# Hosta la Vista

April '08

Until we meet again



## President's Message

**T**hank you for asking. I did enjoy my first spring of the year and I am now anxiously awaiting the second. In fact, just like you folks, I simply cannot wait, even though I know that as soon as the soil warms up I will be out there digging and planting and I won't have a moment to call my own.



There are a few snowdrops emerging and I swear I saw some grass the other day. It really won't be long now.

But there is time before all that hectic gardening activity to enjoy a couple of really interesting events planned for the coming weeks and once our plants are up we have our Hosta Show to look forward to.

There are also three ways for you to earn hosta bucks and the Board can promise those members who help a free gift too – but more of that later.

Our next members' will be held at the east Aurora Senior Center on Sunday 13<sup>th</sup> April. Please see the advert elsewhere in this newsletter. Normally many of you would come along just for the hosta bucks but this month we have another interesting and busy meeting planned for your delight. In addition there is that second opportunity to earn hosta bucks. If you intend contributing to the refreshment table **and you contact our hostesses, Marcia Sully or Dolores Galbo in advance** (Marcia: 992-4994, Dolores: 693-0376) **to tell them what you are bringing you will qualify for additional hosta bucks.**

The meeting on 13th April will include our seedling competition. Please bring along the seedlings that you have produced from the seeds you were given in November. We would like you to bring the whole flat or container but we will also like to see any seedlings that you have already potted on. There will be prizes for the best flat, the best seedling still in a flat and the best potted on seedling. I'll let you into a secret. Your President won't be winning any prizes this year – I will explain and I will bring my seedlings so you will know why.

We have also planned an activity day to delight our members. The Society has three things that it needs to do this spring and we have decided to do them all on the same day.

On **Sunday, May 11th** at the hoop house, we will distribute those special plants that many of you ordered from Bob Solberg at the last meeting, accept and pot up any hosta donations that

you may wish to donate to the Society for future sales and auctions and divide and re-pot some of the hundreds of plants that we got from Hilltop Hostas last fall.

Those members who show up and help will receive not only hosta bucks, but also a free copy of the AHS new booklet 'The Hosta Adventure'. This is a completely new second edition of this popular work that has only just rolled off the presses.

If all that activity was not enough by the time the re-potting is done it will be nearly time for our Hosta Show. Show chair Carolyn Schaffner and some of her show committee met at Mennes Nursery on Saturday, March 29th and checked the arrangements and facilities. Hey, this is going to be a *wonderful* show and a great opportunity to show our favorite genus to the gardening public.

Of course, to make our show a real success we will need plenty of entries. Entering leaves in a hosta show is not difficult and can be great fun. Winning a prize is something you will be able to tell the grandchildren about. To help explain and to encourage your participation Carolyn will be showing those of us attending the meeting on April 13th how to select a leaf and prepare it for judging. Again, please see the box elsewhere in this letter for all you need to know about the hosta show.

Finally, there may be help on the horizon for those of us with hosta suffering from foliar nematodes. It has been discovered that a certain type of crushed crab shell contains *chitin* which might just help to kill off the nematodes. We have found one source and are currently

### CRABBY

Neptune's Harvest Crab Shell

Although intended as a soil amendment for rose growers this organic product might benefit the hostophile. It is made from crushed crab shells, a waste product of the food industry and contains nitrogen, phosphorus and calcium as well as other trace elements. Its main claim to fame however is that it is high in chitin, which is the basis of the hard outer shell in crustaceans and many insects. Chitin feeds the biological life in the soil that eats chitin-based organisms such as fungus spores and nematodes. Whilst not labeled as a nematicide it can apparently help to reduce populations.

This particular product should be dug into new beds or scratched into the surface around existing plants. We have found a source for this but are also researching a company in Louisiana that markets a nematicide called Clandosan 618 that contains 25% chitin.

Education? Of course we are an educating Society!



# ORGANIC GARDEN PRODUCTS

websites suggested by Jaime Gossard  
Some with local distributors - Compiled & Researched by  
Carolyn Schaffner

*We recently attended a daylily symposium where one speaker concentrated on products to enhance your growing experience.... And not just daylilies. Lots of interesting STUFF.*

<http://www.purebarnyard.com/cockadoodledoo/>

Worth the visit to hear "Cockadoodle Song" Offering: Organic Fertilizer, Organic Top Soil, Potting Soil, Weed Control

Local Distributors:

**Arbordale Nursery** 480 Dodge Road, Amherst, NY 14068  
**Menne Nursery** 3100 Niagara Falls Boulevard, Amherst, NY 14228  
**Murray Bros. Nurseries & Garden Centre** Corner of Transit & Rt 20A Orchard Park, NY 14127

<http://www.bradfieldorganics.com/products.html>

Bradfield Organics® Premium products to help preserve and protect the environment.

Locally **Grossman's Country Nursery Inc**, 1801 Route 250, Penfield, NY 14526

<http://www.advancednutrients.com/>

## Advanced Nutrients

Offers the Advancedepedia, the world's first hydroponics encyclopedia.

**Gotta Grow** Distributors for general hydroponics:

Hydroponics of Buffalo - Buffalo, NY

Harvest Moon - Cheektowaga

Harvest Moon Hydroponics - Corfu

Nickel City Wholesale Garden - Corfu

Sunlight Solutions - Niagara Falls, NY

Sunset Hydroponics - Rochester

Hydroponic Shops of America - Syracuse

Kissed By The Sun Hydroponics - Cincinnati

[www.ohioearthfood.com](http://www.ohioearthfood.com)

Ohio Earth Food, Inc., 5488 Swamp St., N.E. Hartville, Ohio 44632

Offers quantity prices on Ton Lots or more and truckload prices upon request for NATURAL FERTILIZERS including:

CORN GLUTEN, JERSEY GREENSAND, SULFUR (lowers soil pH),

COTTON SEED MEAL, DRIED BLOOD (deer and rabbit repellent),

FISH MEAL, BONE MEAL, DOLOMITE LIME, GYPSUM, SEAWEED

Fertilizers, FISH FERTILIZER, JUMP START, WORM CASTINGS

<http://www.premierhort.com/>

**PREMIER HORTICULTURE** producer of PRO-MIX® products is a business unit of PREMIER TECH, a Canadian corporation using sphagnum peat moss, an abundant natural resource in Canada. The site includes gardening guide, and offers mega-bales Pro-Mix with biological additives

Local PRO-MIX® products outlets:

**WILLIAM PAPKE CO.**, 1921 TONAWANDA CREEK ROAD, AMHERST NY 14228

**BLASDELL NURSERY**, 3527 SOUTH PARK AVENUE, BLASDELL NY 14219

## RICE ROAD GREENHOUSES & GARDEN CTR

1361 RICE ROAD, RR#2, WELLAND ON L3B 5N5

**CHIAVETTA'S POTATOES & GRNHSE**, 9784 SO. MAIN STREET, ANGOLA NY 14006

**CANADIAN TIRE**, 108 BRIDGE STREET, DUNNVILLE ON N1A 2Y2

**BOCES-FREDONIA**, 10001 ROUTE 60, FREDONIA NY 14063

## Insect Parasitic Nematodes

recommended rates against soil pests are roughly one billion nematodes per acre (container and greenhouse soils are treated at even higher rates).

Local distributors:

**BioBest Canada Ltd.** 2020 Mersea Road #3, RR 4, Leamington, Ontario N8H 3V7

**BioLogic Company** Springtown Road, P.O. Box177 Willow Hill, PA 17271 [www.biologicco.com/](http://www.biologicco.com/)

**BioWorks** 122 N Genesee St Geneva, NY 14456

**Burpee Seed Company** 300 Park Avenue Warminster, PA 18974

**Crop King Inc.** 5050 Greenwich Road Seville, OH 44273

[cropking@cropking.com](mailto:cropking@cropking.com)

**Gardener's Supply Company** 128 Intervale Road Burlington, VT 05401 [info@gardeners.com](mailto:info@gardeners.com)

**Gardens Alive** 7438 N. Co. Road 100, East Osgood, IN

47037 (orders) **Gardens Alive!** 5100 Schenley Place,

Lawrenceburg, IN 47025, [76375.2160@compuserve.com](mailto:76375.2160@compuserve.com)

**IPM Laboratories** Main Street Locke, NY 13092

[ipmlabs@baldcom.net](mailto:ipmlabs@baldcom.net)

**Mellinger's, Inc.** 2310 west South Range Road North Lima, OH

44452-9731 [www.mellingers.com](http://www.mellingers.com)

**The Animal Guys** 4281 Cider Mill Drive. Cincinnati, OH 45245

[pdmccomas@juno.com](mailto:pdmccomas@juno.com)

**Worm's Way Inc.** 7850 N. State Highway 37, Bloomington, IN 47404-

9477 [www.wormsway.com](http://www.wormsway.com)

<http://www.americanagritech.com/>

## Botanicare Products

Organic hydrogardening products including hydrogardens, nutrients and other plastic gardening necessities, organic and bio-organic plant foods, supplements soilless grow substrates. Hydrogardens are revolutionary in design, structural integrity and overall utility.

Distributors in New York:

**Greentree Nursery** 308 Elmira Rd Ithaca, NY 14850

[www.greentreeithaca.com](http://www.greentreeithaca.com)

**Harvest Moon Hydroponics** 4208 Union Road, Cheektouaga, NY

14225 [www.hmoonhydro.com](http://www.hmoonhydro.com)

**Hydro of Buffalo** 1497 Hertel Ave Buffalo, NY 14216

**Hydroponic Shops of America** 2606 Erie Blvd Syracuse, NY

13224 [www.hydroponicshopsamerica.com](http://www.hydroponicshopsamerica.com)

**Southside Hydroponics** 2336 Seneca St. Buffalo, NY 14210



The next meeting  
of the WNY Hosta Society is the

## Spring Meeting

Sunday, April 13th—1:30-4:00

East Aurora Senior Center

101 King Street—East Aurora 14052

(Route 400 to Maple exit—right. Maple to the end, left onto Main, then second right—S. Grove—past the Roycroft to the stop sign, then left on Oakwood. Senior Center will be on your right next to the fire hall.... Park behind—**NOT IN PLAZA**).

Doors open at 1:30  
Program commences at 2 pm

### PROGRAM

#### **Hosta Gardens of the Last Decade**

A photographic safari with Mike Shadrack

Mike will share his slides of hosta gardens and convention gardens he has visited across the US and Europe.

Short business meeting  
& review of 2008 calendar

Plus



Seedling Competition



How to Enter a Hosta Show  
Carolyn Schaffner



Door prizes, raffles, hostality  
Fun, fun, fun

### SPRING IS IN THE AIR

That can only mean one thing.... It's time to put your slug bait down! Mike Shadrack sez... don't wait till you see slug damage, then it's too late. You need to get the bait down before the slugs awake, fall in love and make NEW slugs...

NOW. Get in the car right NOW.



### EON LABELS FOR SALE

Anyone interested in purchasing 20" tall EON markers, please contact Dolores at 693-0376. Cost is \$9.25 per bundle of 25. I will bring them to the meeting.

### HELPERS NEEDED

There are quite a few names already on the list, but many hands make light work. Do you have some time to help tend daylilies and hosta at the hoop house??? Hoop house is located on Merlau Rd in South Wales.



We are trying something different in 2008. If you are interested in helping, sign up at a meeting or call me (Dolores 693-0376) and your name will be on the 'Master List'. Call or see me at meetings to me included!!


There will be no dates scheduled weeks ahead of time. Work days will depend on the time of year, what needs to be done and of course the weather.

**Calls will be made a few days in advance.**

If you are available to work – great - we will see you there. If you are not available on that date then you will be called for another time. You will not be forgotten.

Dress - garden work clothes (if repotting, could be messy); garden shoes/clogs (grass could be wet); gloves; and bring your energy

We always have fun in the good country air! AND you go home with bux.



Thank you. Dolores

PRELIMINARY  
2008 Calendar

*We've spent some time looking at the calendar already... all these dates are subject to change, but it's going to be a BUSY year!!*

April 13th – **Spring Meeting**

Speaker: Mike Shadrack - A Decade of Hosta Gardens - *plus Seedling Competition, Show Info and much more*

May 11th—**Hosta Day** at the Hoop House  
*10 am till Noon - potting, show workshop,*

June 8th - Accredited **Hosta Show**  
*Menne's Nursery - 3100 Niagara Falls Blvd. Amherst, NY*

June 12-14 – **American Hosta Society Convention**  
– St. Louis, MO  
Scholarships Available - Info at meeting

June 14th - **Farmers Markets**  
Clarence & Alden—helpers needed

June 28 & 29—**Gardenfest**—Lewiston, NY


August 17 - **Picnic Meeting**, Dunkirk, NY  
*This year's picnic workshop/dessert stations will feature Propagation Techniques! Good Stuff.*

August 23 – **Annual Sale** with Daylily Society  
Harvey D. Morin VFW – Center Rd., W. Seneca

September 6 - **Presidents' Potluck** - Boston, NY

September 20 – **Fall Hosta Forum**, Cambridge Springs, PA – Featuring: **OLGA PETRYSZN**  
4 speakers, wonderful venue

November 16– **Fall Meeting**  
*Topic To Be Announced*



**Activity Day**

Sunday, May 11, 2008  
The Hoop House

By kind permission of Pam Hoffman  
Mystic Meadows Daylily Farm  
5362 Merlau Road,  
South Wales, NY

10am until 1pm  
2pm until 4pm.

Come and help us divide and pot.

Collect your pre-purchased  
'Solberg' Plants

Learn How to Prepare a hosta leaf  
For judging.

Bring any donated hosta to be  
Potted and labeled.

Collect your hosta bucks  
and a free copy of the new  
AHS "Hosta Adventure".

**APRIL MEETING**

We need the following for the April meeting:

**Volunteers to bring desserts/refreshments -**

please call Marcia (992-4994)  
Or Dolores: (693-0376)

**Door prizes**

We like to keep our meetings interesting... if you have something we can offer for a door prize, bring it along

**YOU....**

Make sure you come—and bring a friend!

Western New York Hosta Society  
Proudly Presents  
**AN AHS ACCREDITED HOSTA SHOW**  
**HOW DOES YOUR GARDEN GROW?**

Sunday, June 8, 2008  
at Menne's Nursery,  
3100 Niagara Falls Boulevard  
Amherst, New York 14228

Exhibits (from everyone) accepted  
8 AM until 10:30 AM  
Judging starts at 11 AM

**SHOW OPENS TO THE  
PUBLIC 1 PM. TO CLOSING**



Pot Luck Lunch for Judges, Workers,  
and WNYHS members at 12 noon

### WORKSHOPS

"HOW TO PREPARE CUT LEAF,  
CONTAINER, TROUGH GARDEN EXHIBITS"

At member meeting on April 13th, and at the Hoophouse work day  
on May 11th. A Show Schedule, exhibit tags, classification lists will  
be available.

WNYHS members, please volunteer for any of these committees:

Show Chair Carolyn Schaffner [drsnooks@verizon.net](mailto:drsnooks@verizon.net)

Classification Chair Ran Lydell [ranbl@fairpoint.net](mailto:ranbl@fairpoint.net)

Clerks Chair, Tabulation Chair Dolores Galbo [dgalbo@localnet.com](mailto:dgalbo@localnet.com)

Design Chair Janice Frasier 677-5859

Hospitality & Public Education,

Pot Luck, Publicity Marcia Sully [msully04@aol.com](mailto:msully04@aol.com)

Judges Chair, Schedule Chair Carolyn Schaffner  
[drsnooks@verizon.net](mailto:drsnooks@verizon.net)

Placement Chair Marge Jasinski 892-5529

Registration-Exhibitor Assistance Chair Barbara Ehinger  
[breal22@roadrunner.com](mailto:breal22@roadrunner.com)

Staging and Dismantling Chair : Bruce & Marie Herman 694-5508

#### **Show Judges:**

Barbara Jones (NEHS)

Carolyn Schaffner (WNYHS)

#### **Master Judge**

**Master Judge**

Herb Altman (Pittsburgh)

Joan Altman (Pittsburgh)

George Donsky (WNYHS)

Ran Lydell (WNYHS)

### **LEAF SHOW PREPARATION " from plant to bottle "**

#### I. WHICH PLANTS DO I SELECT FOR EXHIBITION?

- A. Choose only mature plants, 3-5 years, 3+ divisions.
- B. Choose plants that show appeal.
- C. Choose plants that expand the visual base.
- D. Overview the garden several days before the show.

#### II. WHICH PART OF A PLANT WILL GIVE THE BEST LEAF?

- A. For Sieboldiana and Fortunei backgrounds the first several leaves exhibit the most mature leaves. Exhibit the most mature examples.
- B. For Sieboldii backgrounds the center offers the best examples.

#### III. WHAT PROCESS DO I USE CUTTING A LEAF?

- A. Choose only leaves with no visible damage, including no tears, or major pin holes.
- B. Choose only leaves that show symmetry.
- C. Choose the largest example where possible.
- D. Choose more than one example if in doubt. Make final decision at the preparation table.
- E. Always choose two leaves when exhibiting an unregistered cultivar.  
It's a rule. Always select the two leaves most alike.
- F. Cut your example with a sharp knife and with as long a stem as possible.

#### IV. HOW SHOULD I GROOM THE LEAF FOR THE SHOW?

- A. Immerse the entire leaf in cool water overnight.
- B. Use liquid soap, cotton balls, que tips, etc. on all leaf surfaces.
- C. Never clean a blue leaf by any other means than water washing.
- D. Don't forget to clean the back side and the petiole.

#### V. HOW DO I TRANSPORT MY LEAVES?

- A. Select a large pail with 4 to 5 inches of water into which you place the leaves.
- B. Arrive Early. Staging takes time.

#### VI. HOW DO I PLACE THE LEAF IN THE SHOW BOTTLES?

- A. Select a bottle in proportion to the leaf being displayed.
- B. Place cotton batting around the petiole at the mouth of the bottle.
- C. Place the leaf above the cotton batting.
- D. Avoid the "Easter Bunny" look when showing non-registered cultivars.

From—Indianapolis Hosta Society 2008

# Running out of room? Congratulations!

*By Bob Solberg*

Many of you have told me that your gardens are filling up with hostas and you are running out of room for more. Well, Congratulations! You have just become a mature hosta collector. It is time to collect hostas not hosta names.

When the hosta bug bites, there seems to be so many hostas and so many holes to fill. I know collectors that have purchased hundreds of different hostas in their first year of madness. By fall, pots of new acquisitions have spilled over from the garden and flooded the driveway pushing the car to the curb. You start to wonder, "How will these things over winter in the garage?"

Next spring you vow to keep your New Year's resolution of not buying any more hostas until you get all you have in pots in the ground. That lasts until Hosta College when your eye gets that first beguiling glimpse of fresh hosta foliage in the vending room. There is something about hostas in the spring. We tend to remember our hosta friends as they were the last time we saw them in late summer, a little tired and wrinkled. In the spring they are so much more beautiful than you remembered with their youthful glow, that you fall in love again and more hostas start to pile up in the driveway.

It usually takes three or four years but eventually the garden, patio, driveway, and the half of your neighbor's yard that you "share", really does get overrun with hostas. You realize despite your passion for hostas, you can not collect at this pace any more. Sound familiar? Don't get depressed, this is when the real fun begins. Hosta wisdom is within your reach for now you know, you can not have them all!

The more hostas you grow, the more hosta knowledge you have. We learn from each plant in our collection. We get to know its personality, its likes and dislikes. We get to know its parents,

siblings and children, creating images of family trees in our minds. We also start to have favorites. (I have become infatuated with blue hostas.) Visiting other collectors and their hostas adds to this knowledge base. Then, there are the hosta meetings where someone like me can tie up a lot of these loose ends of hosta thought, and observation becomes wisdom. When you run out of room you have to collect smarter.

Here are some ideas to keep hosta collecting fun. Try collecting subsets. Do not try to get them all, or even some of each. Collect a small group of hostas. Collect them by color, blue ones, ones with red petioles or white centers, (maybe not). Collect them by size. If you are really running out of space collect small or miniature hostas. Collect them by hybridizer. Collect groups of related seedlings and sports like all the 'Fragrant Bouquet' sports. Collect "Tiaras" or "Tardianas". Even collect fragrant flowered hostas but try not to collect hosta names. Hostas with similar names may not really have anything else in common.

Take time to learn about new hostas by asking questions. Most growers I know will give you a straight answer about the relative value of a certain cultivar and not just pass out hype. I know I will. Try asking one grower his opinion about another grower's hosta. We all appreciate a great hosta. Find a grower and build mutual trust but beware he or she may ask your opinion, too. Ask other collectors, too. As the hosta world becomes more and more social, I overhear more talk about friends families than praise for a special plant.

Share your hosta knowledge, both positives and negatives. It will makes us all a little smarter and empower you as a hosta consumer.

Buy bigger plants. Many of you buy new hostas when they are still infants. Yes, they are cheaper that way but aren't most babies just as cute as they can be. By the time they become teenagers you may start having buyers regret. If you are running out of room and must be more



selective, do not buy liner sized hostas.

Even one gallon hostas can be deceiving but at least they have a mature leaf or two on them. Buy hostas that have been on the market for a year or two. By then growers and collectors alike will at least know if the poor thing will fill that one gallon container or just melt away. Buy fewer, more expensive hostas, it is more fun anyway. One of the things lost with the mass production of most new hostas is rarity. I am as much to blame as anybody because I feel that everyone should have the best hostas like 'Guacamole' and 'Orange Marmalade'PPAF. However, not everyone needs a 'Machete' or a 'Frostbite'. Every hosta collector wants at least a few hostas that no one within a half a day's driving distance can claim. Unfortunately, or fortunately, you have to pay extra for rarity but who cares. If you can only dig one hole this year in the garden then why not put a \$100 plant in it. You are still way ahead in the long run. Then buy a padlock for the garden gate!

Finally, and this is the hard one, be more selective. It is all right to go home without that hosta that caught your eye at the vending table. It is all right unless you spend the whole trip home wishing you hadn't.

Good decisions require a plan, good information and discipline.

## Press Release

The British Hosta and Hemerocallis Society is delighted to announce that His Royal Highness The Prince of Wales has graciously consented to become Patron of the Society with effect from 1<sup>st</sup> January 2008.

His Royal Highness has been interested in hostas for many years, and in 2005 became holder of the National Collection of very large leaved *Hostas*. Two hostas, 'Prince of Wales' and 'Duke of Cornwall' have already been named for his Royal Highness. The woodland garden at Highgrove House, Tetbury, Gloucestershire is now recognized internationally as having one of the finest hosta gardens in the United Kingdom.

This is an indication of just one of the things that can happen to a Person after writing the forward to a very popular hosta book.



## ADVANCE INFORMATION

This is going to be the  
**VERY BEST YET**

### The 2008 Fall Hosta Forum

Saturday 20<sup>th</sup> September  
The Riverside Inn  
Cambridge Springs, PA

The theme this year - with a tip 'o the hat to our featured speaker is based on the songs of  
Woody Guthrie

### This Land is Your Land

#### Four Excellent speakers

**Olga Petryszyn** - hybridizer of 'Manhattan', 'Grand Canyon', 'Mardi Gras', etc. - on her series of  
American Hostas

**Mark Hanner** - So You Want to Go Into the  
Hosta Business?

**Mark Langan** - Mulberry Gardens—Mini  
Landscapes and Trough Gardens

**Kathryn McGregor** - Sylvania Natives  
Native American Woodland Wildflowers


Plus lunch, vendors, live and silent auctions,  
and much, much more!

AND - for those also attending on Friday Evening  
– September 19<sup>th</sup>, after the seafood buffet we'll  
adjourn to the Fireside room for

An English-style 'Pub Quiz' (based on hosta, of  
course) and singalong with Chuck

**Registrations restricted to  
the first one hundred**

More details soon



# Western New York Hosta Society

Mike Shadrack, President  
8399 Zimmerman Road  
Hamburg, NY 14075  
h8staman@aol.com

We're on the web


WWW.

[Wnyhostasociety.com](http://Wnyhostasociety.com)

Next meeting: April 13th  
Spring Meeting

## MEMBER DONATIONS TO THE SOCIETY

The garden is ready to spring into life!!!  
Are **YOU** ready ?? The WNY Hosta Society is asking ALL MEMBERS to look at their gardens. Maybe you have hosta that could be divided??



They can be large, medium, small, mini, solid green, blues, gold, variegated, named, and even unnamed (aka "orphans")

**ALL donations gratefully accepted.**

Your surplus hosta would give us a wonderful stock base for sales. The more donations received, the more variety we can offer the public and our members.

Look at your plants early in the spring, so you can dig before the leaves unfurl.

We would like to receive your hosta donations as soon as possible, but absolutely no later than JUNE 1<sup>st</sup>.

When you dig, wrap your division (or clump) in wet newspaper (with plant name), put all your donations in a plastic grocery bag and bring them to one of the drop-off locations.

We will have a work day at the hoop house on MAY 11 9 AM. You can bring your donations to hoophouse at this time

This work day will also include a "HOW-TO-WORKSHOP" on preparing leaves for the June show

OR

You can 'drop off' donations at

Dolores 7307 Norman Rd N. Tonawanda  
(693-0376)

John Walczak 105 Bernadette West Seneca  
(825-0002)

**The Society will pot them and add name tags**

Thank you.  
Dolores